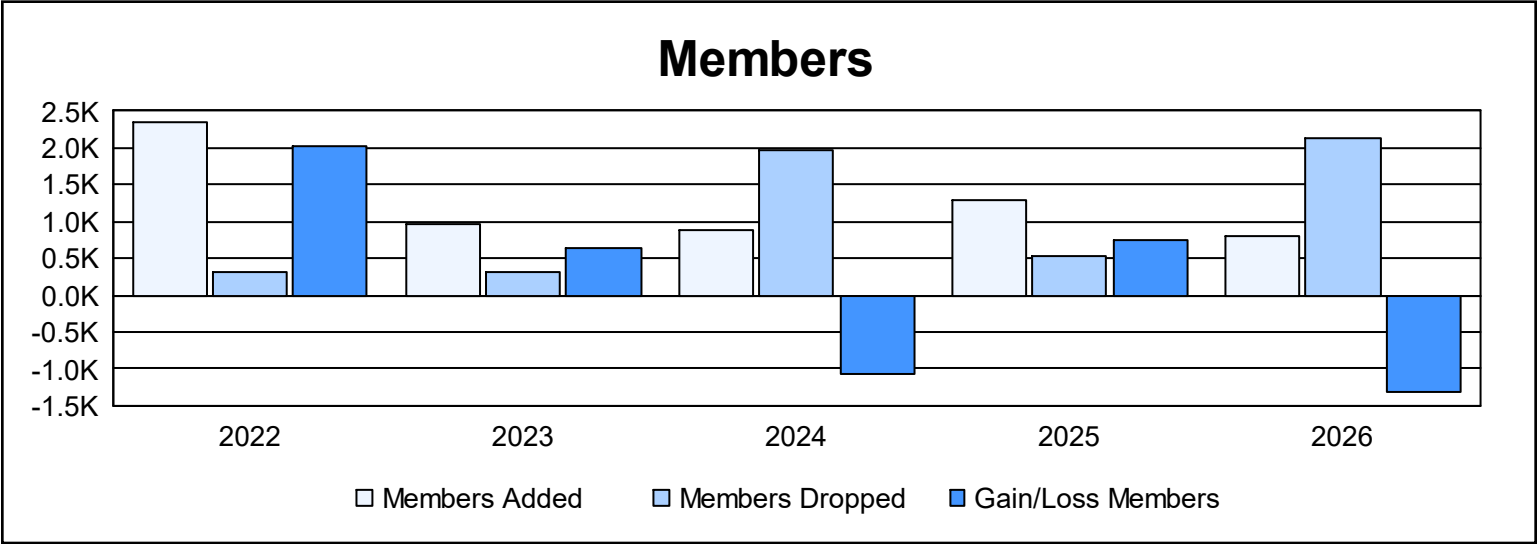
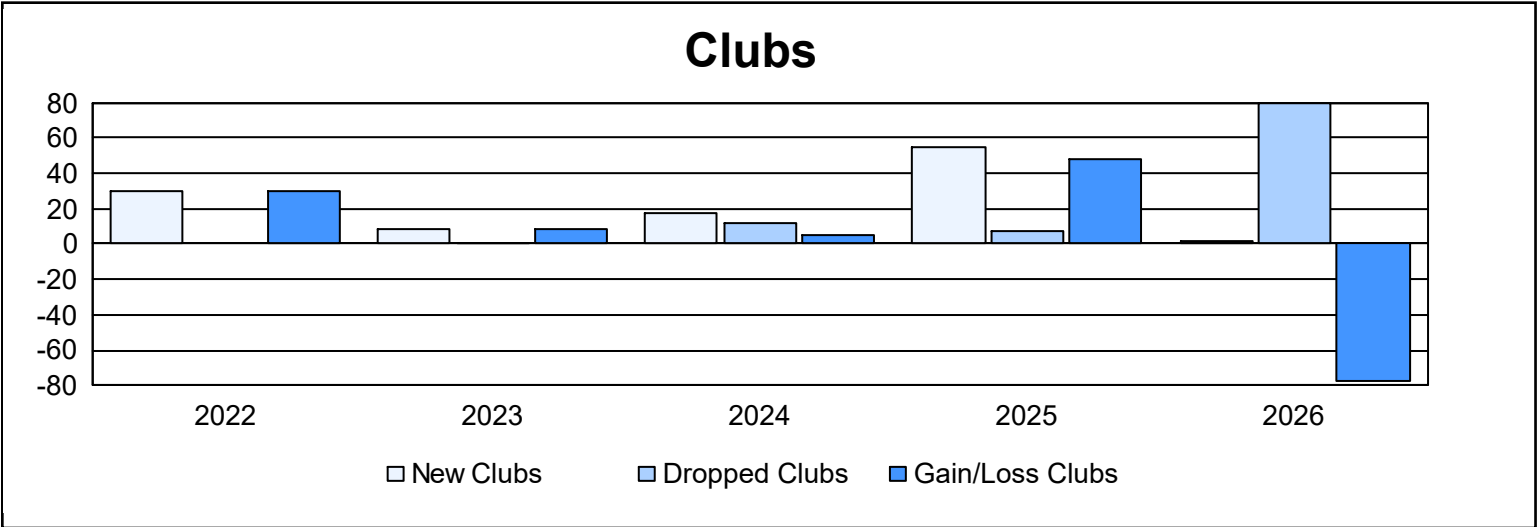
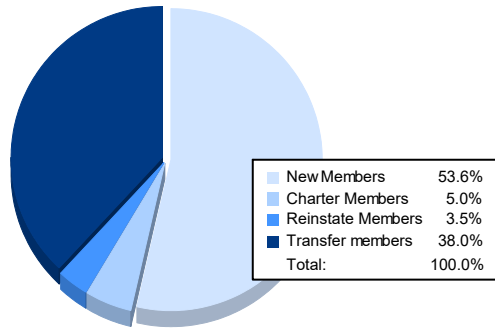


Year	New Clubs	Dropped Clubs	Gain/ Loss Clubs	New Members	Charter Members	Reinstate Members	Transfer Members	Total Member Added	Total Members Dropped	Gain/ Loss Members
2021-2022	30	0	30	1,120	952	214	54	2,340	309	2,031
2022-2023	9	1	8	668	216	43	40	967	326	641
2023-2024	17	12	5	103	383	379	31	896	1,972	-1,076
2024-2025	55	7	48	106	1,102	61	17	1,286	533	753
2025-2026	2	80	-78	433	40	28	307	808	2,126	-1,318
Average	23	20	3	486	539	145	90	1,259	1,053	206



## Membership Composition

### December 2025 Cumulative



## Gender Composition

### December 2025 Cumulative

